

# Race to Save

## Supply List

1. One coin
2. One pencil per player
3. One copy of *Race to Save Register* per player
4. One game piece per player
5. One 100s chart
6. Calculator (optional)

## Directions

1. The object of the game is to have the most money saved when you reach FINISH.
2. Each player begins the game with \$100 in a piggy bank.
3. Players take turns flipping a coin to determine the number of spaces to move.  
Heads = 1 space Tails = 2 spaces.
4. When you land on a square you may have to decide if you want to spend or save your money—some turns, however, you will not have a decision to make, you will have to spend your money.
5. After you make each decision, record the transaction on your *Race to Save Register*.
6. Each turn you take is a new day, so be sure to change the date on your *Race to Save Register* each time you take a turn.
7. The game is over when everyone has reached FINISH. The player with the most money saved wins!

**GOOD LUCK ON YOUR RACE TO SAVE!**

## After the Game

*Now that you've played the game, talk and think about what you've learned!*

1. What did you learn from this game?
2. When given a choice, did you buy a book or check it out from the library? Why?
3. Were there any things that you could not buy? Explain.
4. What things did you choose to give up?
5. Did you wait for sales? Explain.
6. Did you give money to charity or others? Why or why not?
7. If you were to play again, how could you save more money?
8. Were there times when you had to spend money? Why?
9. Are there real life situations where you have to spend money? When?
10. What advice would you give to new players so that they could be top savers and win the game?
11. What personal advice would you give to a friend who is trying to save money?
12. What are three things you could do to save money in you own life?



**RACE TO SAVE**

**Personal Finance Academy**

Offered through a partnership of:

 Delaware Council on Economic Education

 Financial Literacy Institute Money School


**SPONSORED BY:**

**JPMorganChase** 


# RACE TO SAVE!




Join the Banking Club at school. <b>Move Ahead Two Spaces!</b>	The game you want went on sale for \$10. Buy it now or save your money?	<b>Move Ahead to Cash Corner!</b>	Return a book to the library late. Pay a late fee of \$3.	<b>Go Back 2 Spaces!</b>	Buy a game you want for \$20 or wait until there is a sale.	<b>Go Back 3 Spaces!</b>	You friend forgot lunch money. Will you give him \$3 for lunch?	<b>Lose a Turn!</b>
---	---	-----------------------------------	---	--------------------------	---	--------------------------	---	---------------------



Get Straight A's on your report card. <b>Move Ahead 1 Space!</b>	You find a dollar on the playground!	Go to the library to check out a book. <b>Flip the Coin Again!</b>	Your friend is going out to eat pizza. Do you want to go for \$5?	Watch a show about saving. <b>Move Ahead 1 Space!</b>	Do you want to give money to the homeless? How much?	<b>FINISH</b>
---	--------------------------------------	---	---	--	--	---------------



Buy candy at the school store for \$2. Do you want to buy candy for your friend? It will cost \$2 more.	Talk with parents about saving money. <b>Flip the Coin Again!</b>	Happy Birthday! You get \$25. Save your money or buy a video game.	<b>Lose a Turn!</b>	Buy an after school snack for \$2 or bring a snack from home for free.	<b>Move Ahead 3 Spaces!</b>	Play baseball with your friends or rake your neighbor's leaves for \$10.	<b>Move Back 3 Spaces!</b>
---	--	--	---------------------	--	-----------------------------	--	----------------------------



You earn \$10 for shoveling snow. Do you want to buy a shirt or save your money?	<b>Move Ahead 1 Space!</b>	Buy a book at the book fair for \$3 or get it from the library.	Read a book about saving money. <b>Move Ahead 1 Space!</b>	Go to the movies for \$8. Do you want a soda and popcorn for \$10?	<b>Go Back to Start!</b>	It is your mom's birthday. Buy her a gift for \$10 or draw her a picture.	<b>Move Ahead to Easy Street!</b>
--	----------------------------	---	---	--	--------------------------	---	-----------------------------------

## START